

## DS TAEKWONDO:

# COVID-19 Risk Assessment

The Risk Assessment below details the risks identified, the steps that need to be taken to reduce the risk and who is responsible for doing this. It is based on assigning each risk two numerical values, one for the likelihood of the risk, and one for the severity of the risk.

### Likelihood of risk:

1. Seldom
2. Frequent
3. Certain or near certain
- 4.

### Severity of risk

1. Low (minor injury)
2. Medium (serious injury)
3. High (fatality)
- 4.

Based on the numbers above, the Risk Rating (RR) can be found by multiplying the likelihood of the risk by the severity of the risk:

		Potential consequences of risk		
		1 (Low)	2 (Medium)	3 (High)
Likelihood of risk	1 (Seldom)	1 (Trivial risk)	2 (Tolerable risk)	3 (Moderate risk)
	2 (Frequent)	2 (Tolerable risk)	4 (Moderate risk)	6 (Substantial risk)
	3 (Certain)	3 (Moderate risk)	6 (Substantial risk)	9 (Intolerable risk)


If the risk is deemed to be too high, then action will need to be taken in order to reduce the risk.

The DS TAEKWONDO COVID-19 Risk Assessment begins on the next page.

## Risk Assessment


Hazards/Risks	Persons Affected	Before control			Additional Covid-19 Controls – Reducing Risk
		L	S	RR	

COVID-19 Building Risk Assessment




Hazards/Risks	Persons Affected	Before control			Additional Covid-19 Controls – Reducing Risks
		2	2	4	
Infection transmission as people queue to enter building	Anyone entering the building	2	2	4	Limit user group numbers to avoid large numbers of people arriving at the same time  Install signage to encourage social distancing while queuing to enter building or queuing to use hand sanitiser on entering building
Infection transmission by people gathering/ passing in entrance area	Anyone entering or leaving the building or gathering in the area	2	2	4	Remove all furniture from entrance area to discourage people from gathering  Install signage to encourage social distancing and asking people to keep left (entrance area is 3m wide)  No parents or others to wait inside building for children or others who are attending a group
Infection transmission by touching surfaces within the building	Anyone entering the building	2	2	4	Install hand sanitiser stations at every entrance and exit  Install signage to encourage people to sanitise hands when entering or leaving the building
Infection transmission by touching door handles	Anyone entering the building	2	2	4	Prop open doors (unless a fire door) or install signage encouraging people to open with shoulder and not hands where possible  Ensure door handles are cleaned at the end of each group session

COVID-19 Building Risk Assessment




Hazards/Risks	Persons Affected	Before control			
		2	2	4	
Infection transmission while using toilets	Anyone using the toilets	2	2	4	<p>Limit the use of toilet areas to one in one out</p> <p>Prop open toilet doors (where modesty permits) to reduce touching of doors and handles</p> <p><b>Additional Covid-19 Controls – Reducing Risks</b></p> <p>Install signage to encourage hand washing for a minimum of 20 seconds</p> <p>Ensure taps are cleaned at the end of each group session</p>
Infection transmission while on stairs	Anyone using the stairs	2	2	4	<p>Ensure users do not pass on the stairs. If stairs are in use, then wait at a distance of 2m until person has reached top/ bottom before using stairs</p> <p>Ensure stair banisters are cleaned at the end of each group session</p>
Infection transmission while using lift	Anyone using the lift	2	2	4	<p>Ensure only one person uses the lift at a time</p> <p>Encourage people to operate lift buttons with elbow, where possible</p> <p>Ensure lift buttons are cleaned at the end of each group session</p>
Infection transmission while consuming food or drink prepared on site	Anyone eating or drinking in the building	2	2	4	<p>All kitchens to be closed. All food and drink consumed on site must be brought from home, even water</p>

COVID-19 Building Risk Assessment



		Before control			
<p>Infection transmission while in close proximity to other users during group session</p> <p><b>Hazards/Risks</b></p>	<p>Anyone entering the building to attend a group</p> <p><b>Persons Affected</b></p>	2	2	4	<p>User groups to ensure that social distancing rules are followed during their group session</p> <ul style="list-style-type: none"> <li>- By usage of cones/ markers to space correctly.</li> <li>- All activities that were previously contact related will be conducted from distance instead , (I.e prearranged sparring)</li> <li>- All activities that must involve contact will be suspended (such as self defence from grabs etc.)</li> </ul> <p><b>Additional Covid-19 Controls – Reducing Risk</b></p> <ul style="list-style-type: none"> <li>- Wipe down any equipment used in between sessions</li> </ul> <p>User groups to consider use of face coverings during group sessions</p> <ul style="list-style-type: none"> <li>- This will be made optional due to the nature of the group activity</li> </ul> <p>User groups to provide own hand sanitiser for use during their group sessions</p> <p>Open all windows/ turn on ventilation fans to increase air circulation around rooms</p>
<p>Infection transmission while passing in narrow corridor</p>	<p>Anyone using a narrow corridor</p>	2	2	4	<p>All narrow corridors to be made one way, with clear signage to indicate direction of travel</p>
<p>Infection transmission while using tactile prayer space in Sanctuary</p>	<p>Anyone using the prayer space</p>	2	2	4	<p>Prayer space to be closed</p>
<p>Infection transmission from somebody with symptoms entering the building</p>	<p>Anyone else entering the building</p>	3	2	6	<p>Ensure nobody displaying symptoms enters the building</p> <ul style="list-style-type: none"> <li>- Ensure all group members know not to come to class if they are showing symptoms</li> </ul>

COVID-19 Building Risk Assessment



Hazards/Risks	Persons Affected	Before control			
		3	2	6	
Infection transmission from somebody who shows symptoms while in the building	Anyone else in that group at the same time	3	2	6	Person to be sent home immediately and to get a test. If test is positive, inform Wesley Hall as soon as possible  <b>Additional Covid-19 Controls – Reducing Risk</b> Ensure good record keeping of all those who attend groups to assist with track and trace <b>-Keep a lesson by lesson register of all attendees and those that may have shown symptoms</b>
Infection transmission from somebody who shows symptoms after leaving the building	Anyone else in that group at the same time	3	2	6	Ensure person gets a test. If test is positive, inform Wesley Hall as soon as possible  Ensure good record keeping of all those who attend groups to assist with track and trace <b>-Keep a lesson by lesson register of all attendees and keep a record of those that have notified me of showing symptoms after leaving, asking them to isolate and keep me notified of developments.</b>
Infection transmission between user groups using the building at the same time	Anyone entering the building	2	2	4	Ensure isolation between user groups by giving each group a separate entrance/ exit and separate toilets to use
Infection transmission in smaller rooms where social distancing is not possible	Anyone using smaller rooms	2	2	4	Smaller rooms to be closed. Only the Sanctuary, Church Hall and Upper Room to be used
Infection transmission on journey to/ from building	Anyone entering the building	2	2	4	Encourage people not to use public transport where possible
Infection transmission from money being used during group sessions	Anyone using money in the building	2	2	4	Encourage people to use contactless or bank transfer payments, where possible